PAGE	10

BY	CHK	REVISION RECORD MODIFICATIONS	DATE	REV.
ALLEN		RELEASE TO PRODUCTION	2007,7,28	1.0

SPECIFICATION
Curerent Rate: 0.5 AMP
Insulation Rrsistance: 100mΩMin
Conract Resistance: 30mΩMax
Dielectric voltage: 50V AC for one minute
Operation Temperature: -20℃to +105℃

MATERIAL
Insulator: Polyester,UL94v-0
◎Sandard: Nylon 46
Conract Pin: Phosphor Bronze
Contact Plated: Gold Plated

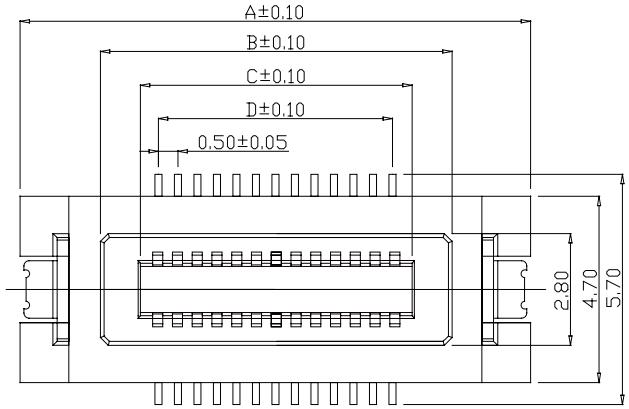

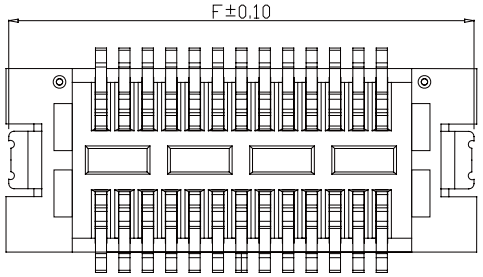

◎ After Mating Height

MATING HEIGHT	MALE P/N	FEMALE P/N
4.00	BTB05MK20-XX	BTB05FK33-XX

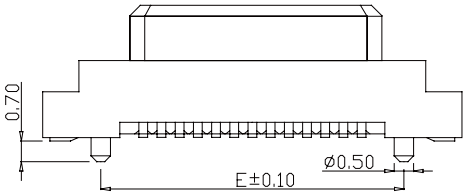

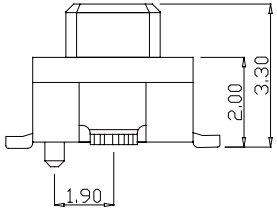

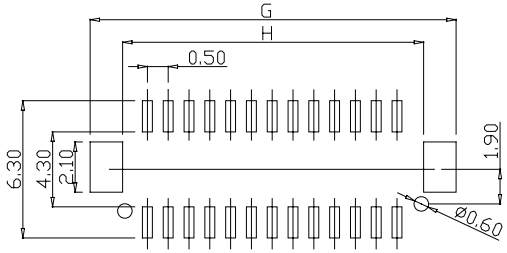

Recommended PCB Layout
(PCB YOLERANCE±0.05)

CIRCUITS	DIMENSION							
	A	B	C	D	E	F	G	H
20	10.00	6.75	5.50	4.50	7.00	9.80	10.40	7.60
26	11.50	8.25	7.00	6.00	8.50	11.30	11.90	9.10
30	12.50	9.25	8.00	7.00	9.50	12.30	12.90	10.10
40	15.00	11.75	10.50	9.50	12.00	14.80	15.40	12.60
50	17.50	14.25	13.00	12.00	14.50	17.30	17.90	15.10
60	20.00	16.75	15.50	14.50	17.00	19.80	20.40	17.60
70	22.50	19.25	18.00	17.00	19.50	22.30	22.90	20.10
80	25.00	21.75	20.50	19.50	22.00	24.80	25.40	22.60

B T B 0 5 F K 3 3 – X X G N X X – U

- X X: No.ofcontacs (20-80)
- G: G:Gold flah
- N: N:NylonNatural
- X: P:With Peg / □:W/□ Peg
- X: T:Tube / R:Taping&Reel
- U: U:RoHS+Nylon46

APPRO	CHECK	DRAWN	PART NO.	BTB05FK33-XXGNXX-U			DESCRIPTION
			ITEM NO.				
			DRAW NO.				
			UNIT	mm	SCALE	no	
			TOLER		NO.		

Tel: 0769 22020068 Fax: 0769 22020069 E-mail: sales@vigortec.com